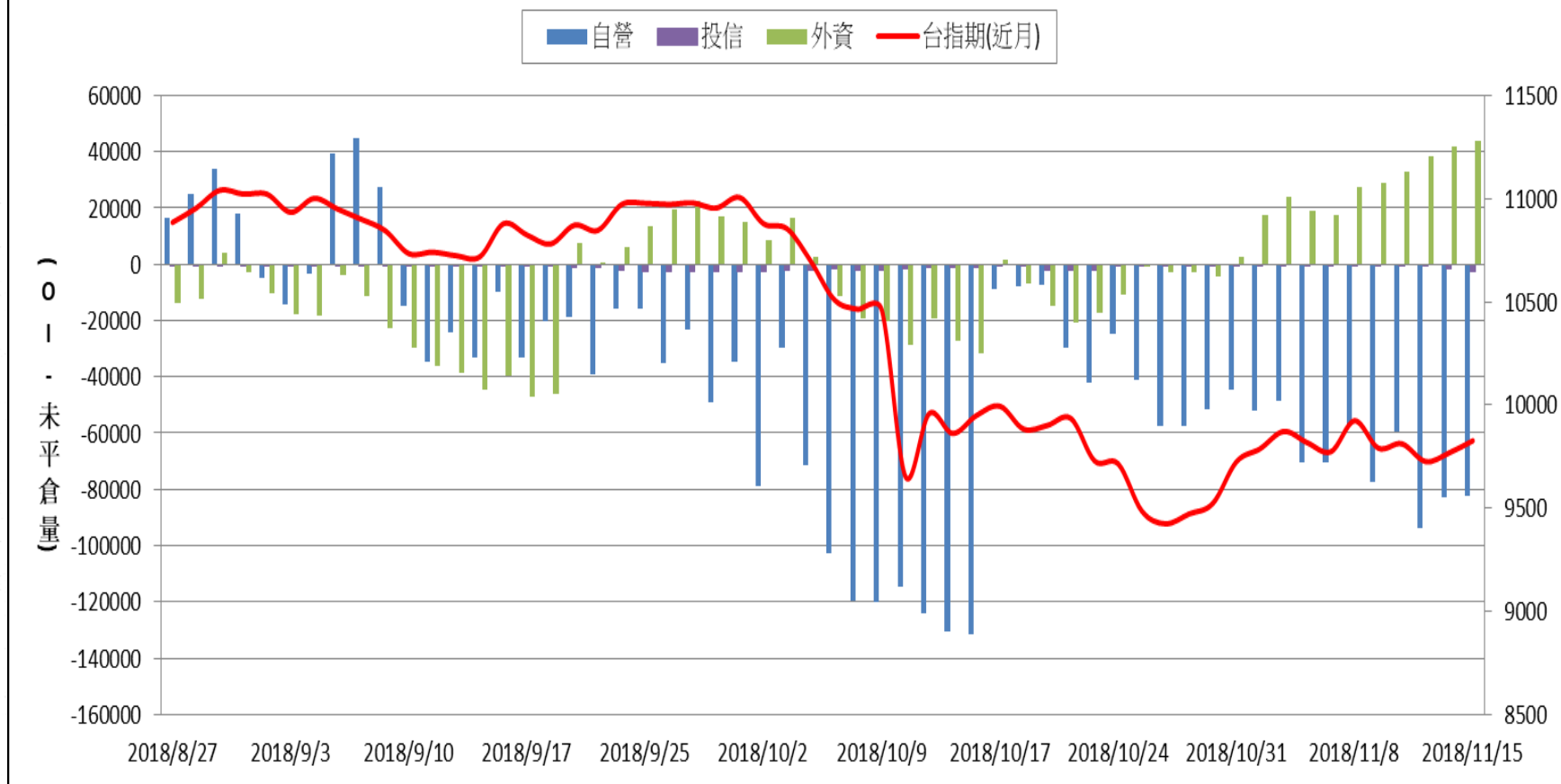
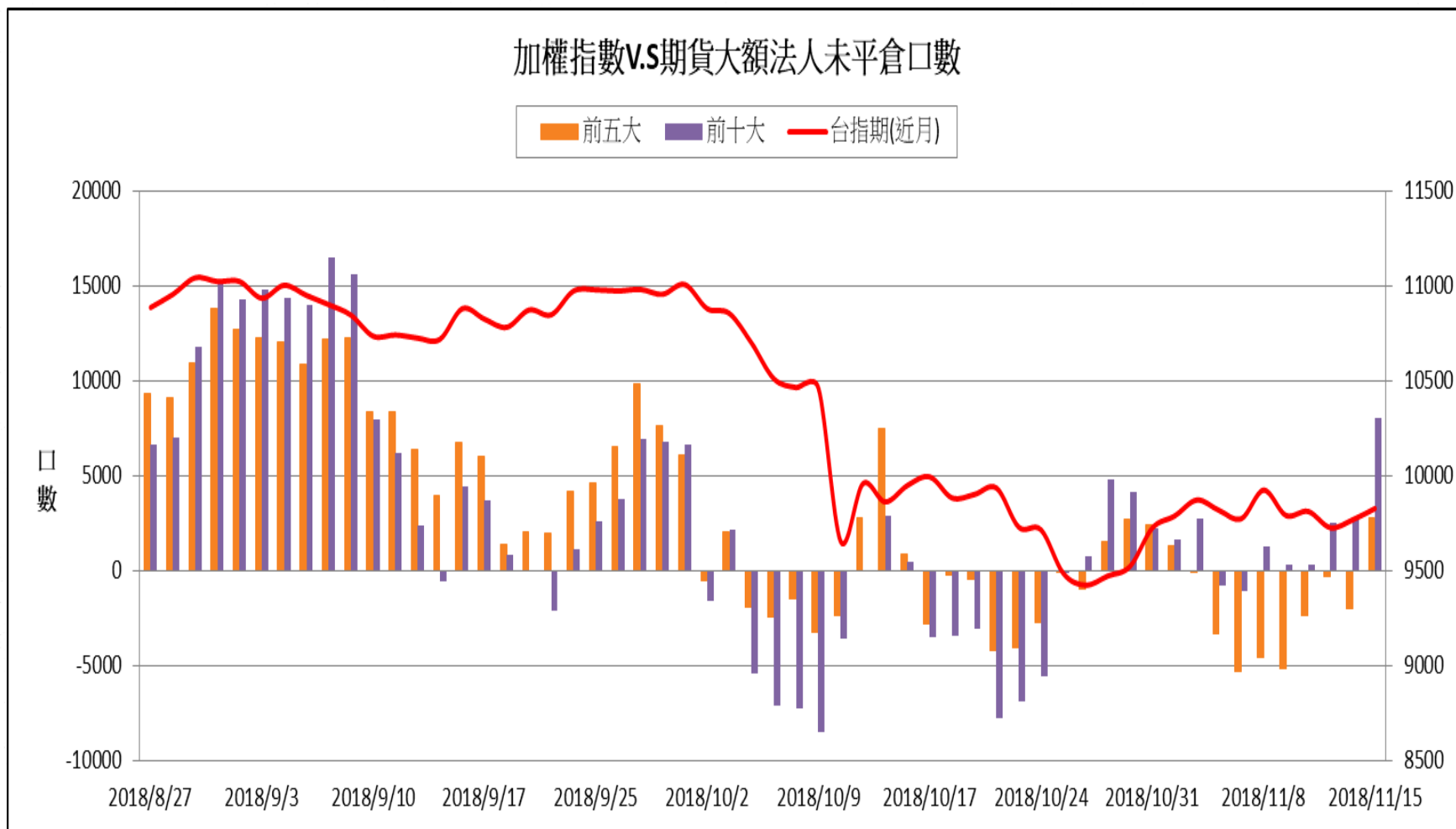
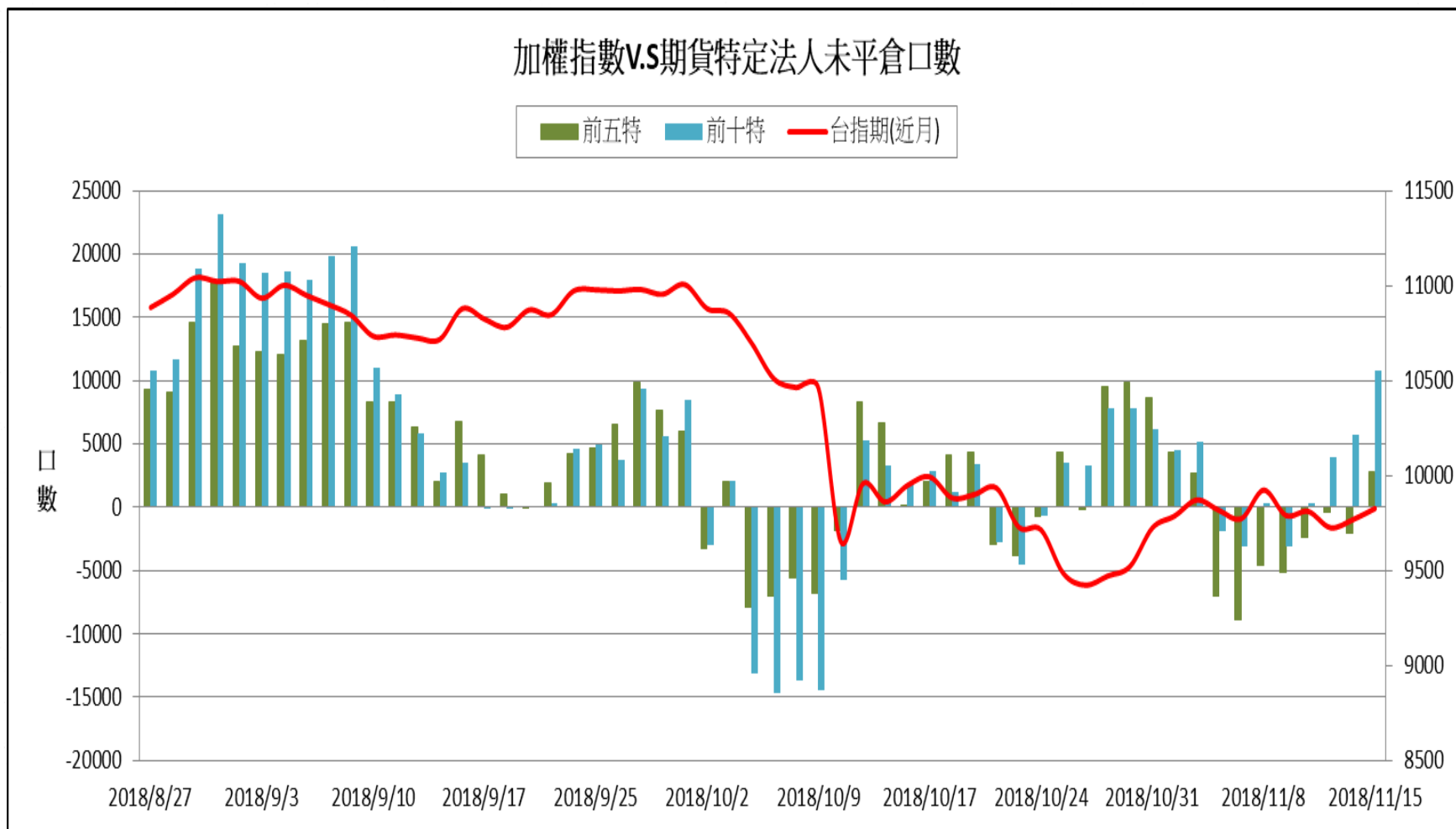


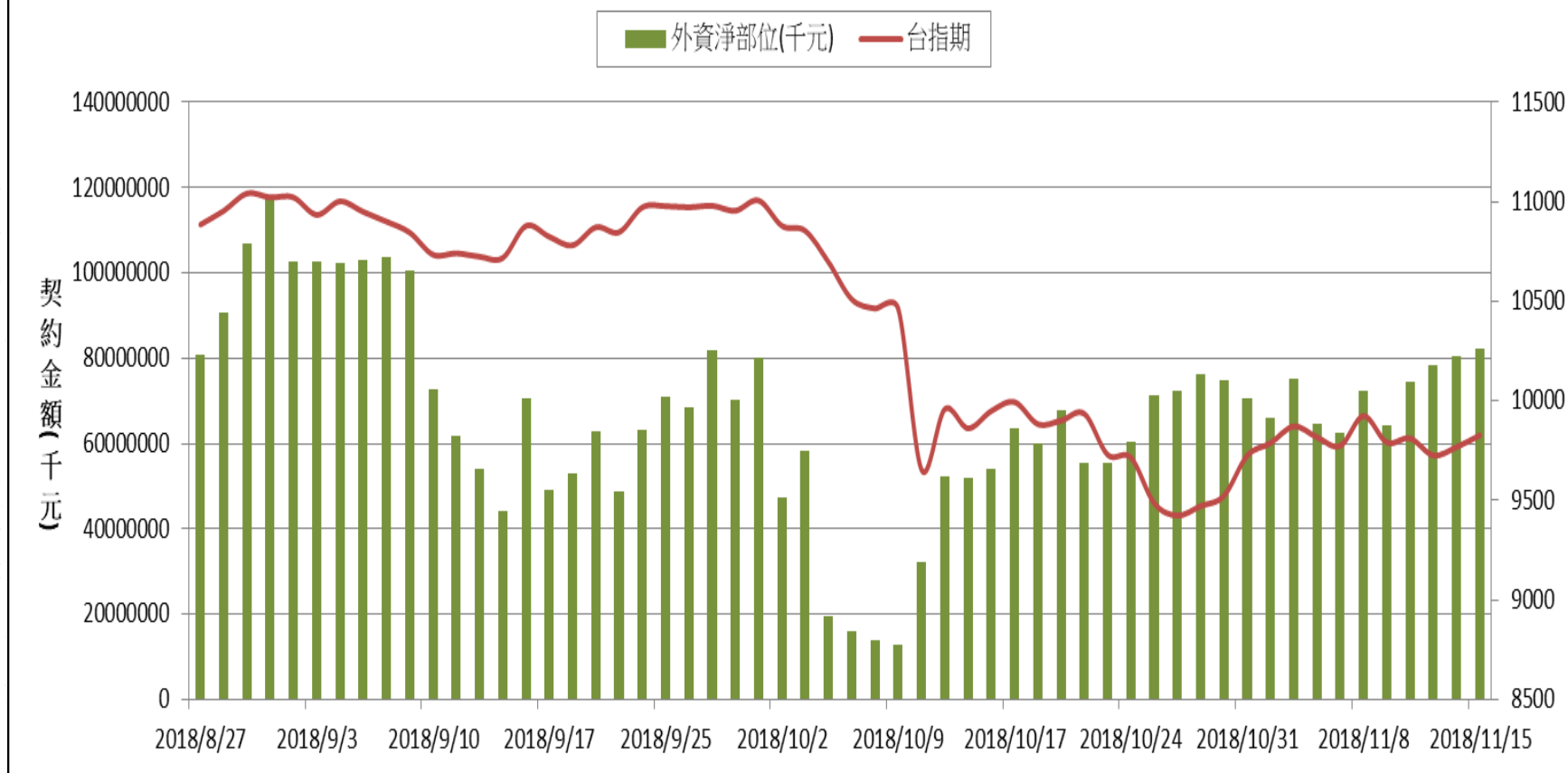
選擇權三大法人未平倉口數 V.S 台指期(近月)

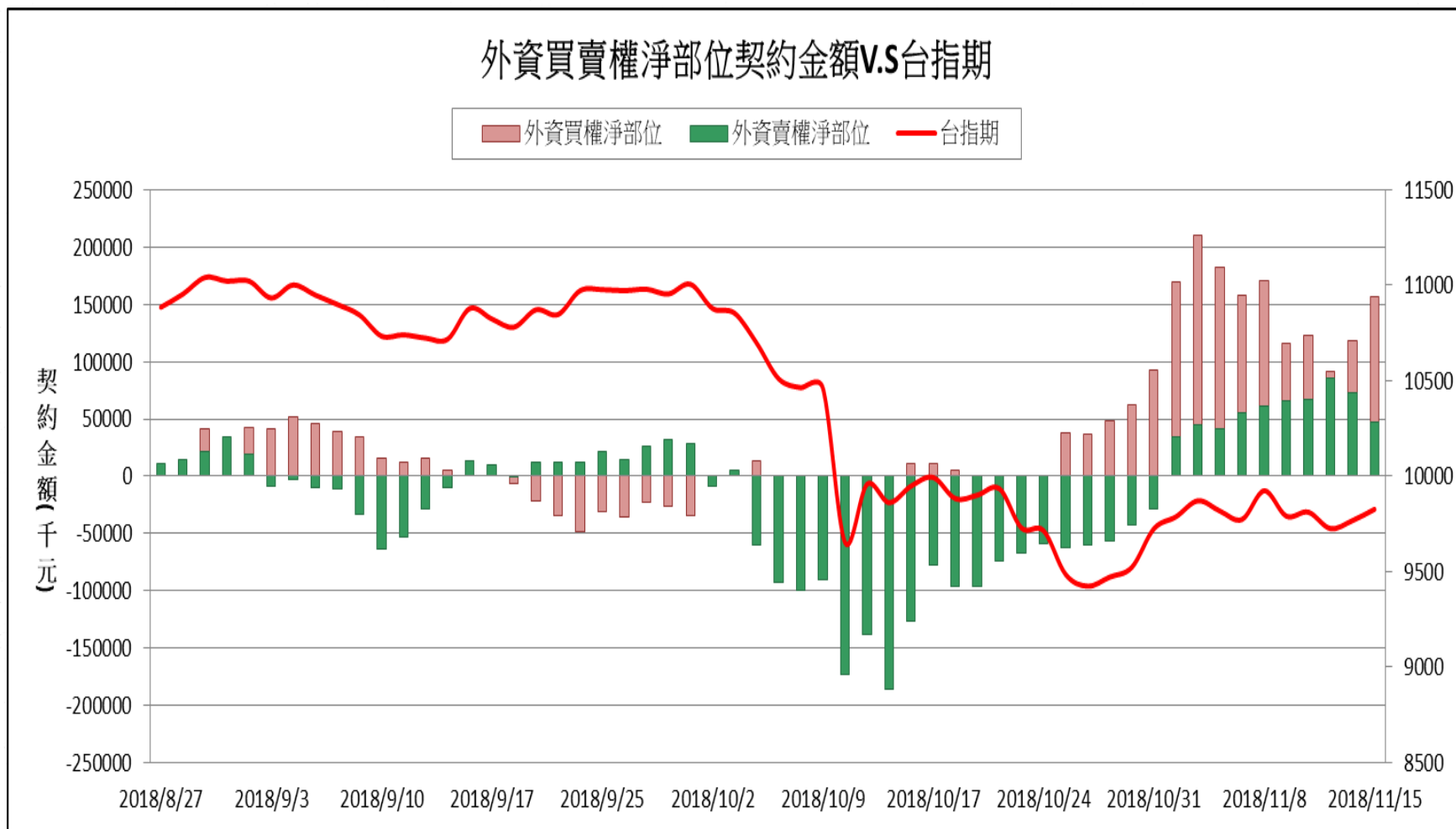


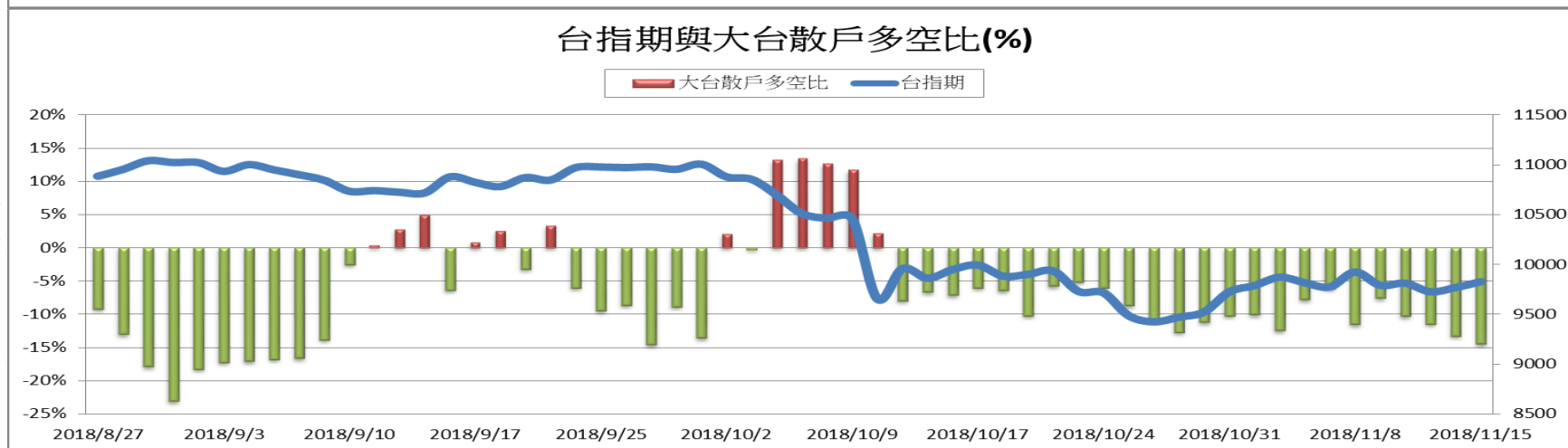
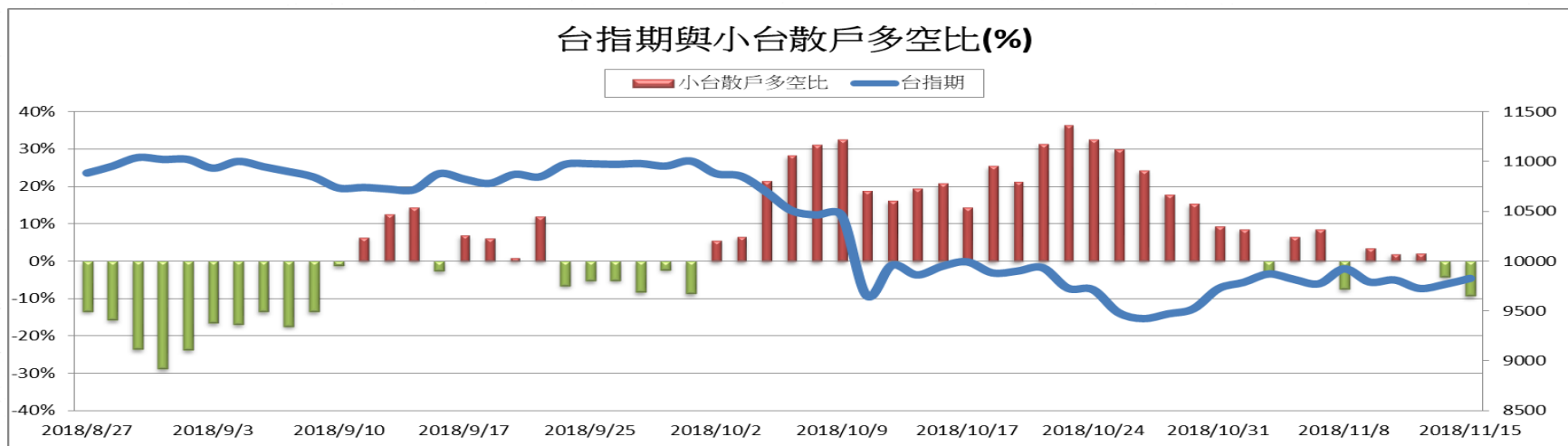




外資台指期與選擇權淨部位契約金額V.S台指期







買 權			201811	賣 權		
Vol	OI變化	OI	履約價	OI	OI變化	Vol
0	0	2	8000		8932 (+1610)	1653
0	0	0	8100		3535 (+174)	255
0	0	20	8200		4914 (+92)	630
0	0	31	8300		7594 (+527)	1072
0	0	5	8400		4330 (-630)	2010
0	0	5	8500		4588 (+777)	2346
0	0	376	8600		4262 (-144)	1717
0	0	217	8700		4880 (+290)	2816
0	0	458	8800		10786 (+61)	1575
20	(+20)	330	8900		8003 (+72)	1897
12	(-8)	346	9000		22454 (+5033)	8587
0	0	398	9100		12359 (+2027)	6305
6	(+1)	598	9200		15046 (+3573)	13419
34	0	878	9300		17093 (+3332)	17912
199	(-48)	1942	9400		19096 (+1670)	25943
225	(-40)	4210	9500		18150 (+1080)	25396
209	(-96)	115	9550		6196 (+2382)	13003
1908	(-110)	5418	9600		14269 (+439)	30541
1442	(+285)	453	9650		6998 (+3699)	25098
8338	(+262)	6784	9700		16922 (+3869)	41325
15476	(-877)	3839	9750		7148 (+4744)	27276
41437	(+1651)	18648	9800		18050 (+3845)	30072
34669	(+2855)	4698	9850		2503 (+1797)	8312
54203	(+3511)	19670	9900		9023 (+1625)	12326
29367	(+3675)	5333	9950		557 (+411)	1936
34585	(+1814)	24460	10000		4085 (+68)	1782
15378	(+5767)	9088	10050		122 (+68)	123
15354	(+2693)	21238	10100		2203 (-16)	108
7683	(+1134)	19377	10200		1497 (-6)	25
4112	(+621)	15274	10300		3420 (-6)	16
1415	(-52)	13761	10400		1766 (-4)	7
1126	(+143)	13668	10500		5174 (-1)	15
1497	(+1109)	14058	10600		1425 (-2)	2
1350	(+413)	7297	10700		1305 (+9)	43
1210	(-730)	14770	10800		1613 0	0
450	(-100)	4533	10900		261 0	1
4	(-4)	6204	11000		182 0	0
52	0	2989	11100		108 0	0
561	(-4)	3457	11200		66 0	0
402	0	3820	11300		81 0	0
150	(+135)	2739	11400		65 0	0
0	0	1722	11500		36 0	0
11	(+10)	2184	11600		0 0	0
4	0	2359	11700		1 0	0
0	0	2083	11800		4 0	0
0	0	863	11900		3 0	0
0	0	1668	12000		1 0	0
0	0	906	12100		5 0	0
0	0	439	12200		0 0	0
0	0	526	12300		0 0	0
0	0	344	12400		3 0	0
0	0	199	12500		0 0	0
0	0	737	12600		0 0	0
0	0	669	12700		0 0	0
0	0	737	12800		0 0	0